

# ProCSA: Protecting Privacy in Crowdsourced Spectrum Allocation\*

Max Curran, Xiao Liang, Himanshu Gupta, Omkant Pandey, Samir R. Das

Stony Brook University, Stony Brook, USA

{mcurran, liang1, hgupta, omkant, samir}@cs.stonybrook.edu

**Abstract.** Sharing a spectrum is an emerging paradigm to increase spectrum utilization and thus address the unabated increase in mobile data consumption. The paradigm allows the “unused” spectrum bands of licensed primary users to be shared with secondary users, as long as the allocated spectrum to the secondary users does not cause any harmful interference to the primary users. However, such shared spectrum paradigms pose serious privacy risks to the participating entities, e.g., the secondary users may be sensitive about their locations and usage patterns. This paper presents a privacy-preserving protocol for the shared spectrum allocation problem in a crowdsourced architecture, wherein spectrum allocation to secondary users is done based on real-time sensing reports from geographically distributed and crowdsourced spectrum sensors. Such an architecture is highly desirable since it obviates the need to assume a propagation model, and facilitates estimation based on real-time propagation conditions and high granularity data via inexpensive means.

We design our protocol by leveraging the efficiency and generality of recently developed fast and secure two-party computation (S2PC) protocols. We show that this approach leads to practical solutions that outperform the state-of-the-art in terms of both efficiency as well as functionality. To achieve the desired computational efficiency, we optimize the spectrum allocation algorithm to select a small number of relevant reports based on certain parameters. This results in a faster RAM program for power allocation which, under suitable adjustments to underlying arithmetic operations, can be efficiently implemented using S2PC. We use the standard “ideal/real paradigm” to define the security of spectrum allocation and prove security of our protocol (in the semi-honest model). We also provide data from extensive simulations to demonstrate the accuracy, as well as computational and communication efficiency of our schemes.

## 1 Introduction

The RF spectrum is a natural resource in great demand due to the unabated increase in mobile (and hence, wireless) data consumption [A<sup>+</sup>14]. The research community has addressed this capacity crunch via development of *shared spectrum paradigms*, where the *unused* spectrum bands of a licensed primary user (PU) can be allocated to an unlicensed secondary user (SU) as long as SU’s usage does not cause harmful (wireless) interference to the PU. In a commonly used architecture for such shared spectrum systems, a centralized spectrum manager (SM) allocates available spectrum to SUs upon request, based on PUs’ parameters and signal attenuation (path-loss) characteristics. In the *crowdsourced sensing* model we follow, the path-loss values are estimated from real-time sensing reports of geographically distributed and crowdsourced spectrum sensors (SS). Crowdsourcing allows high granularity spectrum data collection via relatively inexpensive means, and most importantly, obviates the need to *assume* a signal propagation model. However, presence of many independent entities makes the shared spectrum system particularly prone to leakage of private information (e.g., location of radar transmitter) [GHY17b, JZC<sup>+</sup>16, CP17]. As the viability of crowdsourced paradigm may depend upon privacy assurance of the crowdsourcing users (i.e., SS devices), it is critical to develop secured spectrum allocation protocols that preserve privacy of all entities. The goal of our work is to develop an efficient privacy-preserving spectrum allocation scheme in the context of the aforementioned shared spectrum architecture.

---

\* A preliminary version of this paper appeared in ESORICS 2019. This is the full version.

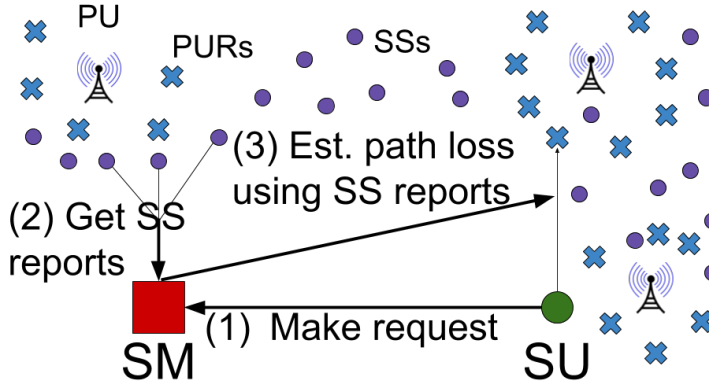


Fig. 1: Spectrum Allocation in a Shared Spectrum System

### 1.1 Spectrum Allocation Model, Security Challenges, Related Work

**Crowdsourced Shared Spectrum Architecture.** Spectrum allocation in shared spectrum systems has been studied extensively (see [TZFS13] for a survey). In the centralized SM architecture, it is generally assumed that the SM has complete knowledge of the PU parameters. Many prior works assume a propagation model which allows spectrum allocation power to be computed via simple techniques (see [TZFS13] survey). However, in practice, since even the best-known propagation models [MK00, FCC04, DRS+15] have unsatisfactory accuracy, spectrum allocation must be done overly conservatively for correctness. Crowdsourced sensing has the potential to eliminate this limitation.

In a crowdsourced architecture, for a spectrum allocation *query* from the SU, the spectrum manager (SM) first estimates appropriate signal path-loss values from known PUs’ parameters and real-time sensing reports of crowdsourced spectrum sensors (SS), and then use the estimated path-loss values to allocate spectrum to the SU. Allocation based on real-time channel conditions is important for accurate power allocation, as the conditions affecting signal attenuation (e.g., air, rain, vehicular traffic) may change over time. However, spectrum allocation based on sensing reports can be challenging, due to need for accurate path-loss estimation techniques from relatively inexpensive sensors – but the challenge is mitigated with the availability of a large number of sensing reports via crowdsourced spectrum sensing [CRGD17, IKR03]. The practicality of crowdsourced sensing architectures has been demonstrated in research projects [CRGD17, ZLB14, CPGLF17] as well as commercial ventures such as Flightaware [ffi]. Malicious behavior of some SS nodes (faulty sensing reports) can be handled by appropriate fault-tolerance strategies [DSW+14].

**Spectrum Allocation Algorithm.** For a given SU query, the goal of the spectrum allocation algorithm is to allocate maximum possible power to the SU such that its transmission at the allocated power would not interfere with PU’s reception at any of its receivers. There are many ways to model PU receivers, e.g., a coverage region around PU. As in [HLI10], we assume a finite set of representative receivers called PURs around a PU. Each PUR is associated with an *initial threshold*, which is continually updated, to signify the maximum additional interference it can tolerate from the SUs. At a high-level, for a single SU request (we discuss multiple SUs in §3.1), the spectrum allocation algorithm consists of the following steps: (i) compute the path loss between the SU and each of the PURs, (ii) allocate spectrum as below, (iii) update the PURs’ thresholds. See Figure 1. More formally, let us denote the path loss function by  $P(\cdot, \cdot)$ ; we discuss estimation of this function in more detail in §3.1. If an SU  $S_i$  at location  $\ell_i$  is allowed to transmit at power  $t_i$ , then the signal power received at PUR  $R_j$  at location  $\ell_j$  is given by  $p_{ij} = t_i \cdot P(\ell_i, \ell_j)$ . To ensure that  $p_{ij}$  is less than each  $R_j$ ’s current threshold  $\tau_j$ , the maximum power that can be allocated to  $S_i$  is:

$$\min_j \frac{\tau_j}{P(\ell_i, \ell_j)}. \quad (1)$$

Once a certain transmit power  $t_i$  has been allocated to an SU  $S_i$ , the threshold for a PUR at location  $\ell_j$  is updated as:

$$\tau_j = \tau_j - t_i \times P(\ell_i, \ell_j). \quad (2)$$

**Security Challenges.** Despite the great potential of shared spectrum paradigms in improving spectrum utilization efficiency, these systems suffer from serious privacy and security risks – particularly, due to the presence of many independent entities. The data collected by SM from SU/SS/PU entities contains sensitive information such as the locations, transmit power, sensing reports, requested spectrum, etc. For example, a PU can be a military entity, an SU can be telecom operator, or an SS can be a private user. It is critical to protect the location, behavior and other information of such entities for personal privacy, corporate secrecy, and/or national security interests. Furthermore, the viability of crowdsourced paradigm may depend upon privacy assurance of the crowdsourcing users (i.e., SS devices).

In order to ensure privacy of participating entities, it is essential that the SM does not learn any information about them (including the allocated spectrum power since it can reveal approximate location of the requesting SU). Furthermore, the scheme must not introduce too much latency, to maintain system’s prompt responsiveness to SU requests; moreover, a delayed response may render the spectrum availability information obsolete and thus useless. Such strong privacy and efficiency requirements introduce several technical difficulties that are hard to resolve using basic cryptography. Indeed, the spectrum allocation function, which includes estimation of the path-loss values (as described in §3.1) computed by the SM, has a rather complex algorithm. While this can be handled using fully homomorphic encryption (FHE) [Gen09], current FHE schemes are far from practical. Another option is to consider general-purpose secure multiparty computation (MPC) protocols [Yao86, GMW87]. While MPC would be impractical if all sensor nodes are involved in the computation, it can be quite efficient for smaller computations involving two (or three) parties. This is the approach we take since, in the setting of secure spectrum allocation, two semi-trusted non-colluding parties are naturally available: the SM and a key server (KS). The non-trivial part is to express the computation (at the time of SU request) as a small circuit or RAM program.

**Related Works.** The privacy and security issues in shared spectrum systems have received serious attention in the research community only in the last decade (see [GHY17a] for a survey). Due to the aforementioned difficulties, existing works focus on simpler versions of spectrum allocation. In particular, many privacy-preserving works have focused on the database-centric architecture, where the spectrum allocation is done based on a spectrum database, often maintained and controlled by a third party (e.g., Google, Spectrum Bridge, RadioSoft, etc.). Here, the security solutions have focused on protecting SU’s location privacy by either anonymizing its location/identity [Swe02, ZFL<sup>+</sup>15, LPZ16], private retrieval from the database [CGKS95, FAKM14], or differential privacy or data obfuscation techniques [GZL<sup>+</sup>13, JZC<sup>+</sup>16] (also used to protect PU privacy [CP17, RPA17]). Most works in the crowdsourced spectrum management have focused on protecting privacy of SS nodes only, e.g., location leakage of spectrum sensors from their sensing reports. These include encryption approaches to conceal the sensing reports [LZG<sup>+</sup>12, GYH17, GYH15] or using intermediate nodes to hide location [GYH17, MCZ<sup>+</sup>15, GYH16], which incurs significant computation and communication overheads. Other approaches consider distributed architectures [KLYT15] or architectures involving multiple service providers [WZ15]. In summary, most works have focused on privacy of SUs/SSs only, and either use data obfuscation techniques or incur substantial overheads.

**State-of-the-Art.** The state-of-the-art as well as closest to our work is the P<sup>2</sup>-SAS system [DZL<sup>+</sup>17] which works in a simplified model where (a) rather than using SSs’ real-time sensing reports, the SM pre-computes a signal attenuation map based on an *assumed* propagation model such as Longley-Rice [Sey05]; (b) SM does not compute the actual allocation value; instead, the SM only provides a binary yes/no answer indicating whether the SU can transmit at the requested power  $v$ . Roughly speaking, these simplifications allow P<sup>2</sup>-SAS to express the computation as a *linear* function which can be computed over encrypted values using the Paillier cryptosystem [Pai99]. Since SM is not fully trusted, P<sup>2</sup>-SAS also introduces a key server (KS) who is responsible for generating relevant keys but does not see the encrypted data held by the SM. P<sup>2</sup>-SAS

yields a solution in the semi-honest model where parties follow the protocol instructions and do not collude (but may analyze the data in their possession). Despite its limitations, P<sup>2</sup>-SAS makes significant progress on this problem: it can serve yes/no answers to SU requests with 97-98% accuracy under seven seconds, with appropriate acceleration strategies including parallelization of many computational steps.

## 1.2 Our Contributions

In this work, we present the first general solution to the problem of privacy-preserving spectrum allocation in the crowdsourced spectrum sensing model wherein a centralized spectrum manager orchestrates spectrum allocation using sensing reports from crowdsourced spectrum sensors. Our overall contributions are as follows:

- We present a new architecture for the problem of privacy preserving spectrum allocation based on fast and general-purpose S2PC protocols [BDNP08, KS08, DPSZ12, KSS12, DSZ15]. Our protocol computes the power allocation based on the *current* sensing reports by the SS nodes. Since the conditions affecting signal attenuation (e.g., air, rain, vehicular traffic) may change, path-loss estimation based on real-time sensing reports is important for accurate power allocation. In contrast, the state-of-the-art system P<sup>2</sup>-SAS pre-computes a signal attenuation map over a grid based on an *assumed* propagation model, which then remains static and does not reflect the latest conditions. We remark that pre-computation of a attenuation map from sensing reports (i.e., without assuming a propagation model) in a *privacy-preserving* manner is also non-trivial.
- Our protocol is an order of magnitude faster than the state-of-the-art systems. More specifically, our protocol can compute the *actual* power allocation in 2-2.5 seconds on average whereas P<sup>2</sup>-SAS takes 7 seconds for a yes/no answer which must be iterated a few times to compute the actual allocation. See Table 1.
- As the spectrum allocation computation involving large number of sensing reports is computationally very expensive to be carried out over S2PC directly, we optimize the spectrum allocation algorithm to use only a small number of relevant sensing reports. We show experimentally that this optimization does not affect the quality of power allocation. Overall, this optimization results in a faster RAM program which can be efficiently implemented using fast S2PC protocols.
- To circumvent implementation issues in using available libraries for “S2PC for RAM program” (see §3.2), we build a custom solution that can be implemented in Ivory [Rin18]. More specifically, we design a method for performing oblivious read/write operations, and use these routines with fast S2PC for (small) circuits to obtain a protocol that is proven secure in the semi-honest model under the standard ideal-world/real-world paradigm. We use additional optimizations such as moving arithmetic operations outside the S2PC framework whenever possible to extract further efficiency.
- The generality of our approach allows us to support *simultaneous allocation* queries in which several SUs simultaneously request for power allocation as opposed to just one. The knowledge of several SU requests at once allows the computation of power allocation for each one of them in a more fair and optimal manner. Ours is the first system to support such simultaneous allocation; it is not possible in P<sup>2</sup>-SAS or other known solutions since they commonly rely on some form of homomorphic encryption, which severely limits the type of functions they can compute within the encryption.

**Results Summary.** Table 1 shows the average time and accuracy of our designed schemes to serve each SU request in a large area with 400 PUs and 40,000 SUs in two propagation models (used to generate the ground truth), viz., Log-distance (Log) and Longley-Rice (L-R). Table shows results for two of our schemes: Two SMs (two spectrum managers) and SM-KS (SM and a key server). To handle the SU request, we select 10 PUs and SUs appropriately using a grid of 100 × 100 over the area. See §4 for further details. As the P<sup>2</sup>-SAS [DZL+17] work outputs only yes/no answers, the P<sup>2</sup>-SAS entry below shows accuracy as percentage of false positives and negatives.

Algorithm	Time	Error wrt. Plaintext	Error wrt. Optimal	Comm. Cost
Two SMs	2 sec	$2.10^{-4}$ dB	1 dB (Log), 4 dB (L-R)	0.15 MB
SM-KS	2.5 sec	$2.10^{-4}$ dB	1 dB (Log), 4 dB (L-R)	5.35 MB
P <sup>2</sup> -SAS [DZL <sup>+</sup> 17]	7 secs	–	2.72%	5 MB

Table 1: Summary of Results

## 2 Defining Semi-Honest Secure Spectrum Allocation

We define the functionality for spectrum allocation within the framework of secure multi-party computation. Informally, a MPC protocol is said to be *secure* if any information learned by an adversary can also be generated (or “simulated”) by an ideal-world *simulator*. A formal treatment for MPC framework is given Appendix A. In the following, we define the ideal functionality for our spectrum allocation task. We focus on *semi-honest model with static corruption*, which means the set of corrupted parties is fixed before the execution of the protocol and all parts (including the corrupted ones) follow the protocol. We also assume authenticated communication channels between each pair of parties.

**Ideal Functionality for Spectrum Allocation.** The spectrum allocation functionality involves the following participants: the requesting SU  $S_i$ , PUs, PURs, SSs, and the two spectrum managers  $SM_0$  and  $SM_1$ . We note that the roles of PUs, PURs, and SSs in the protocol are limited in that they only provide data for the computation but do not receive any output. For clarity of presentation, we will use PNs (acronym for Private Nodes) to represent all PURs, PUs and SSs. Also, even though PNs consist of many independent nodes, for ease of presentation, we will treat the entire set of PNs as one single party and use  $D$  to denote the concatenation of their data. The above simplifications are merely for clarity of presentation and do not affect the generality of our results.

The spectrum allocation functionality  $f^{\text{SA}}$  is described as follows (details are given in §3.1):

- **Input:** The requesting SU  $S_i$  sends its location  $\ell_i$  to  $f^{\text{SA}}$ .  $SM_0$  and  $SM_1$  input nothing to  $f^{\text{SA}}$ , but we use the symbol  $\perp$  as a placeholder for them. All the PNs (i.e., all the PURs, PUs and SSs, as mentioned above) send their data  $D$  to  $f^{\text{SA}}$ .
- **Computation:** Upon receiving the above input  $(\ell_i, \perp, \perp, D)$ ,  $f^{\text{SA}}$  does the following (as described in §3.1):
  - For  $j \neq i$ , compute the path loss  $P(\ell_i, \ell_j)$  between the  $S_i$  and  $R_j$
  - Calculate the proper transmit power  $t_i$  to  $S_i$  per Eqn. (1)
  - Update the thresholds for each PUR location  $\ell_j$  per Eqn. (2)
- **Output:**  $(t_i, \perp, \perp, \perp)$  are the outputs to participants ( $S_i, SM_0, SM_1, \text{PNs}$ ) respectively.

We note that  $SM_0$  and  $SM_1$  neither send any input nor receive any output from  $f^{\text{SA}}$ . Even though the SMs are “dummy” within  $f^{\text{SA}}$  functionality, their existence is important to define and prove the security of our protocol.

**Correctness and Security.** For a protocol  $\Pi$ , we define its correctness and security w.r.t.  $f^{\text{SA}}$  in the following way.

**Definition 1 (Correctness).** We say that  $\Pi$  correctly computes  $f^{\text{SA}}$  if the following holds except for negligible probability

$$\text{output}_{\Pi}(\ell_i, \perp, \perp, D) = f^{\text{SA}}(\ell_i, \perp, \perp, D) \quad (3)$$

where the tuple  $(\ell_i, \perp, \perp, D)$  denotes the input data from  $(S_i, SM_0, SM_1, \text{PNs})$  and  $\text{output}_{\Pi}$  is the output function of protocol  $\Pi$ .

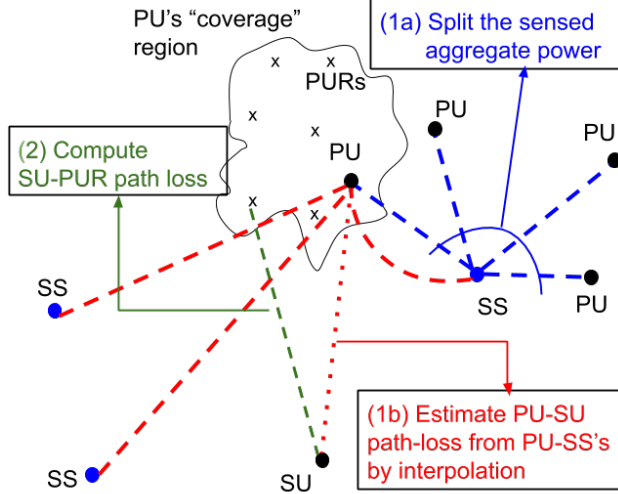


Fig. 2: Path Loss Estimation

**Definition 2 (Security).** We say that  $\Pi$  securely computes  $f^{\text{SA}}$  in a semi-honest model with static corruption if there exists a probabilistic polynomial-time algorithm  $\mathcal{S}^\Pi$  such that for every  $I \subseteq \{S_i, \text{SM}_0, \text{SM}_1, \text{PNs}\}$  that does not contain both  $\text{SM}_0$  and  $\text{SM}_1$ ,

$$\{\mathcal{S}^\Pi(I, \text{input}_I, f_I^{\text{SA}}(\ell_i, \perp, \perp, D))\} \stackrel{c}{\equiv} \{\text{view}_I^\Pi(\ell_i, \perp, \perp, D)\} \quad (4)$$

where the tuple  $(\ell_i, \perp, \perp, D)$  denotes the input data from  $(S_i, \text{SM}_0, \text{SM}_1, \text{PNs})$ ,  $\text{input}_I$  denotes the input of parties in set  $I$  and  $\text{view}_I^\Pi(\ell_i, \perp, \perp, D)$  is the views of parties in set  $I$  at  $\Pi$ 's termination on input  $(\ell_i, \perp, \perp, D)$ .

We remark that, in our model, set  $I$  cannot simultaneously include both SM servers since they are non-colluding. The definitions are easy to modify to work with a single SM and a KS, or other equivalent setups.

### 3 Secure Spectrum Allocation

Our secured approach to spectrum allocation is based on the S2PC technique, but we incorporate various optimizations to make the overall approach viable for our context. We start with describing the plaintext (unsecured) version of our spectrum allocation algorithm.

#### 3.1 Plaintext Algorithm

For a new SU request, the **Plaintext** algorithm can be described as a sequence of the following steps (as per §1.1): (i) compute the path loss between the SU and each of the PURs, (ii) allocate spectrum as per Eqn. (1), and (iii) update the thresholds of the PURs based on the allocation to the SU. We describe the first step in detail below; the other two steps are just straightforward assignment of values to appropriate variables. Later, we motivate and discuss selection of SSs and PUs to make the algorithm more computationally efficient, without much compromise in spectrum utilization.

**Path Loss Estimation.** As per Eqn. (1), we need to compute the path loss between the requesting SU  $S_i$  and each of the PUs' receivers (i.e., PURs). For a given PUR  $R_{jk}$  of a PU  $P_j$ , we compute the path loss  $P(S_i, R_{jk})$  between  $R_{jk}$  and  $S_i$  as follows. See Figure 2.

1. First, we compute the path loss  $P(S_i, P_j)$  between the SU  $S_i$  and PU  $P_j$  in two steps as follows:



- (a) Compute path loss  $P(P_j, C_\ell)$  from PU  $P_j$  to each of the spectrum sensors  $C_\ell$ . Since a spectrum sensor  $C_\ell$  only senses the *aggregate* power received from all PUs, computing path loss from PU  $P_j$  to  $C_\ell$  requires splitting the sensed power across the PUs (as described later).
  - (b) Use interpolation to compute the path loss  $P(S_i, P_j)$ .
2. Then, we compute the desired path loss  $P(S_i, R_{jk})$  from the above computed  $P(S_i, P_j)$ .

We now describe each of the above steps below.

(1a) Estimating  $P(P_j, C_\ell)$  From Sensed Power at  $C_\ell$ . As mentioned above, a spectrum sensor  $C_\ell$  senses only the *aggregate* power received from all the PUs. Thus, we must first “split” the total received power of  $C_\ell$  among the PUs; we do this splitting based on the weighted distance as follows. Let  $r_\ell$  be the total power received at  $C_\ell$ , and  $t_x$  be the transmit power of a PU  $P_x$ . Then, we estimate the power received  $r_{jl}$  at  $C_\ell$  due to PU  $P_j$  as:

$$r_{jl} = \frac{t_j/d(C_\ell, P_j)^{\alpha_s}}{\sum_{P_x} t_x/d(C_\ell, P_x)^{\alpha_s}} \times r_\ell \quad (5)$$

Above,  $d()$  is the distance function and  $\alpha_s$  is an exponent parameter that is used to control the above splitting. Now, we can easily compute the path loss  $P(P_j, C_\ell)$  as:

$$P(P_j, C_\ell) = r_{jl}/t_j \quad (6)$$

Note that the above estimation of  $P(P_j, C_\ell)$  does not depend upon  $S_i$ , and then can be precomputed.

(1b) Interpolation to Compute  $P(S_i, P_j)$ . Once we have estimated the path loss between a PU  $P_j$  and every SS  $C_\ell$ , we use interpolation to estimate the path loss from  $P_j$  to the current SU  $S_i$  under consideration. Prior works [YKR15, CRGD17] have used Ordinary Kriging (OK),  $k$ -nearest neighbors ( $k$ -NN) classifier, or inverse distance weighted (IDW) approaches for such interpolation—with  $k$ -NN and OK performing similarly [YKR15]. Here, for simplicity, we start with the IDW approach, and later refine it to using IDW over  $k$  nearest neighbors (making the overall scheme akin to a more sophisticated version of the traditional  $k$ -NN scheme [YKR15]). Using IDW, we get (here,  $C_x$  is a SS node):

$$P(S_i, P_j) = \frac{\sum_{C_x} P(C_x, P_j)/d(S_i, C_x)^{\alpha_p}}{\sum_{C_x} 1/d(S_i, C_x)^{\alpha_p}} \quad (7)$$

Above,  $\alpha_p$  is an exponent parameter that is used to control the above interpolation.

(2) Compute Path Loss  $P(S_i, R_{jk})$  from SU to PUR. We now use the estimated path loss between the SU  $S_i$  and a PU  $P_j$  to estimate the path loss between the SU  $S_i$  and the PU  $P_j$ 's PURs. Each PUR  $R_{jk}$  is represented by its location. To estimate the desired path loss  $P(S_i, R_{jk})$ , we assume a uniform log-distance path loss model within the triangle of nodes  $P_j$ ,  $S_i$  and  $R_{jk}$ . In particular, we use:

$$P(S_i, R_{jk}) = \frac{P(S_i, P_j) (d(S_i, R_{jk}))^{\alpha_p}}{(d(S_i, P_j))^{\alpha_p}} \quad (8)$$

**Selection of PUs and SSs for Computational Efficiency.** Involving all the PUs and SSs in the above path loss estimation is quite inefficient, as the number of PUs and especially SSs can be very large. This computational efficiency is particularly critical in the secured S2PC implementation. Thus, to improve computational efficiency, we devise a strategy to select only a small number of PUs and SSs—that are most pertinent to the SU  $S_i$  requesting spectrum. Note that the PUs that are very far away from  $S_i$  are unlikely to be affected by the spectrum allocated to  $S_i$ , especially if there are sufficiently many PUs that are close enough to  $S_i$ . Similarly, only the SSs that are close to the selected PUs (and thus to the SU  $S_i$ ) are going to be much useful in the above interpolation step. Note that in the interpolation step, the SSs are weighted by

the inverse distance to  $S_i$ ; thus, SSs that are far away from  $S_i$  will have minimal impact. Based on the above arguments, for the sake of computational efficiency, we thus select PUs and SSs that are “close” to the given SU  $S_i$  and use only these PUs and SSs in the above computations. In particular, given an SU  $S_i$ , we pick  $k_{ss}$  nearest SSs, and  $k_{pu}$  nearest PUs; here, the distance to SSs is unweighted, but the distance to a PU is weighted by the average of the thresholds of its PURs. The  $k_{ss}$  and  $k_{pu}$  values may be chosen based on the density of PUs and SSs. Our simulation results (see §4) show that only a small number of close-by SS and PU nodes suffice to obtain sufficiently accurate path-loss, if the density of SS nodes is sufficiently high.

Grid Based Implementation. To implement the selection of SSs and PUs efficiently, we employ a grid-based heuristic wherein we divide the given area into cells using horizontal and vertical grid lines, and associate with each cell the list of PUs and SSs that should be selected if the requesting SU is at the cell’s center. When a request of SU  $S_i$  comes, we determine the cell  $C$  in which the  $S_i$  lies, and use the PUs and SSs associated with  $C$  for path-loss estimation steps. It is important to note that this grid-based heuristic is not exact, i.e., it may not return the nearest set of SSs and weighted PUs as it approximates the position of a requesting SU  $S_i$  by the center of  $C$ , the cell in which  $S_i$  lies. However, our simulation results show that the grid-based approach is computationally efficient and sufficiently accurate for our purposes. Note that the set of PUs associated with some cell may need to be updated due to updates to the PUR thresholds after every spectrum allocation (recall that the distance to PUs are weighted by the average of their PUR thresholds); for efficiency, we only update the thresholds of the PURs of the selected PUs.

**Handling Multiple SUs.** The above describes the process to allocate spectrum to a single SU request. Multiple SU requests can be easily handled one at a time, except that in step (1a) above, we need to also account for the fact that a SS may sense power from SU transmissions. This can be handled easily by storing information about the active SUs with the containing cell, and incorporating it in the (1a) step. Multiple SU requests can also be handled *simultaneously*, to incorporate a given fairness constraint, by solving a system of linear equations (with one equation for each PUR) within our S2PC framework.

### 3.2 Secured Algorithm using Two SMs

In this section, we present the secured implementation of our plain algorithm between two spectrum managers. We first present the solution in the simpler setting where there are two semi-honest SMs, and then show how to replace the second SM with a key server. This allows us to focus on core issues related to security and efficiency first.

At a high-level, this secured algorithm works by having all the PNs secret-share their data to the two SMs, who will then run S2PC protocols between two SMs for each stage of our plain algorithm. Most of our spectrum allocation algorithm involves only simple arithmetic operations which can be implemented efficiently in S2PC; the only parts that require special attention are the following: in our grid-based interpolation, SMs need to read data from the selected PNs and update the threshold for PURs. These operations happen on the large data array secret-shared between the two SMs.

A direct S2PC implementation will be quite inefficient. One option is to use “S2PC for RAM program” [OS97, GKK+12]. However, the actual implementation using known libraries for efficient S2PC for RAM program [GKK+12, SVDS+13, WHC+14, WCS15, ZWR+16, DS17, BWK18] runs into several issues. While there are several available implementations that offer different features, these are maintained by individual researchers/teams and often incompatible with each other. Our spectrum allocation algorithm best operates as a RAM program often switching between arithmetic and boolean operations, and it becomes difficult to obtain a workable solution existing known implementations. Therefore, we design a novel oblivious read/write algorithms, which allow fast and secure access of the secret-shared data array. These algorithms can be easily incorporated into our secured protocol.

In the remainder of this subsection, we first give a formal description of our secured protocol, and then present our oblivious Read/Write algorithm in detail.

**Protocol 1 (Secured Spectrum Allocation).** *Our secured spectrum allocation protocol II consists of the following stages (subprotocols):*



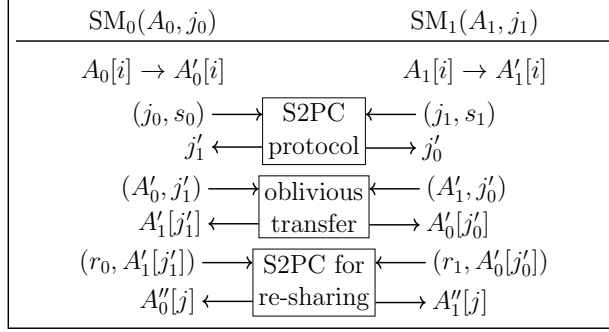


Fig. 3: Array-Entry Read Operation

$\Pi_{\text{off}}$ : All the PNs secret-share their data  $D$  as  $D_0 + D_1$  (using an additive secret sharing scheme), and send  $D_0$  (resp.  $D_1$ ) to SM<sub>0</sub> (resp. SM<sub>1</sub>). These two SMs then run an S2PC protocol implementing the functionality  $f_{\text{off}}$ , which denotes all the steps in §3.1 before the request of any SU  $S_i$  arrives. Specifically, it includes step (1a) of **Path Loss Estimation** and the construction of the grid system used to choose proper subset of PUs and Ss for efficient computation. The result is stored in an array data structure  $A$  for later use. At the end of this stage, SM<sub>0</sub> and SM<sub>1</sub> get  $A_0$  and  $A_1$  respectively, which are secret shares of  $A$  (i.e.  $A_0 + A_1 = A$ ). We remark that the task of this stage should be done off-line (before any request of SU arrives) to improve efficiency.

$\Pi_{\text{slect}}$ : This is the selecting stage to get the subset  $J$  of indices of array  $A$ , which indicates the data needed for pass loss estimation.  $\Pi_{\text{slect}}$  asks  $S_i$  to secret-share its location  $\ell_i = \ell_i^0 + \ell_i^1$  to SM<sub>0</sub> and SM<sub>1</sub>. Then the two SMs run an S2PC protocol implementing the functionality  $f_{\text{slect}} : (\ell_i^0, \ell_i^1) \rightarrow (J_0, J_1)$  described as follows.  $f_{\text{slect}}$  takes input  $(\ell_i^0, \ell_i^1)$  from SM<sub>0</sub> and SM<sub>1</sub> respectively. It first recovers  $\ell_i = \ell_i^0 + \ell_i^1$  and then computes the indices as specified in **Selection of PUs and Ss** in §3.1, resulting in a set of indices  $J$ . Then the protocol secret shares  $J = J_0 + J_1$  to SM<sub>0</sub> and SM<sub>1</sub> as the output of this stage.

$\Pi_{\text{read}}$ : SM<sub>0</sub> and SM<sub>1</sub> use  $J_0$  and  $J_1$  respectively as input to read data from  $A$ , following our Secured Array-Entry Read algorithm (specified later). At the end of this sub-protocol,  $A[j]$  will be secret shared as  $A''_0[j] + A''_1[j]$  for every  $j \in J$ . The output of this stage to SM<sub>0</sub> (resp. SM<sub>1</sub>) is the sequence of secret shares  $\{A''_0[j]\}_{j \in J}$  (resp.  $\{A''_1[j]\}_{j \in J}$ ).

$\Pi_{\text{alloc}}$ : SM<sub>0</sub> and SM<sub>1</sub> use  $\{A''_0[j]\}_{j \in J}$  and  $\{A''_1[j]\}_{j \in J}$  as input to calculate the allocated transit power  $t_i$ .  $t_i$  is then secret-shared to  $t_i^0 + t_i^1$ . SM<sub>0</sub> (resp. SM<sub>1</sub>) gets  $t_i^0$  (resp.  $t_i^1$ ) as output. This sub-protocol again is implemented via 2PC.

$\Pi_{\text{update}}$ : SM<sub>0</sub> and SM<sub>1</sub> run an S2PC protocol implementing the computation of the new threshold  $\tau_j$  as per Eqn. (2). The results are again secret shared. SM<sub>0</sub> holds  $\{\tau_j^0\}_{j \in J}$ , and SM<sub>1</sub> holds  $\{\tau_j^1\}_{j \in J}$  such that  $\tau_j^0 + \tau_j^1 = \tau_j$  for all  $j \in J$ .

$\Pi_{\text{write}}$ : SM<sub>0</sub> and SM<sub>1</sub> use  $\{\tau_j^0\}_{j \in J}$  and  $\{\tau_j^1\}_{j \in J}$  as input to update data in  $\{A[j]\}_{j \in J}$ . This sub-protocol is implemented as our Secured Array-Entry Write algorithm (specified later).

$\Pi_{\text{output}}$ : SM<sub>0</sub> (resp. SM<sub>1</sub>) sends  $t_i^0$  (resp.  $t_i^1$ ) as it received in  $\Pi_{\text{alloc}}$  to  $S_i$ .  $S_i$  recovers  $t_i = t_i^0 + t_i^1$  as the final output of the main protocol  $\Pi$ .  $\square$

**Secured Array-Entry Read.** Consider an array  $A[1..n]$ . The secret sharing of array  $A[1..n]$  entails that SM<sub>0</sub> and SM<sub>1</sub> store  $A_0[1..n]$  and  $A_1[1..n]$  respectively with  $A_0[i]$  and  $A_1[i]$  as two random numbers such that

$A_0[i] + A_1[i] = A[i]$ . Now, let’s say we are given an index  $j$  (that has been “computed” in S2PC), and we wish to “load” the entry  $A[j]$  into S2PC without either SM learning about either the index  $j$  or the entry  $A[j]$  being accessed. We use the oblivious transfer (OT) technique [Rab05, EGL85] to implement our solution; the OT techniques allows two parties to exchange information securely. In particular, if one party has the array and the other party has the index of interest, then OT allows the first party to transfer  $A[j]$  to another without either party knowing the other party’s input parameter. In our context, the additional challenge is that neither the index  $j$  nor the array  $A$  is known to either of the parties; these values are shared across the two SMs. We address this challenge by random “shifting” of the indexes and array values at each SM, and engage in S2PC appropriately as described below. Our solution to access an entry  $A[j]$  into S2PC securely involves the following steps:

We start with assuming that, from earlier stages in the execution of S2PC, the target index  $j$  is shared across the two SMs. Thus, at the beginning of this stage,  $SM_0$  holds  $j_0$  and  $A_0$  as input while  $SM_1$  holds  $j_1$  and  $A_1$  as input; here,  $j_0$  and  $j_1$  are the secret shares of our target index  $j$ , and  $A_0$  and  $A_1$  are secret shares of data array  $A$ .

1. First, each SM creates new arrays by shifting the indices and entries of the given arrays by fixed random values. More formally,  $SM_0$  and  $SM_1$  create arrays  $A'_0[1..n]$  and  $A'_1[1..n]$  as:

$$A'_0[i] = A_0[(i + s_0)\%n] + r_0, \quad A'_1[i] = A_1[(i + s_1)\%n] + r_1$$

where  $s_0$  and  $r_0$  (resp.  $s_1$  and  $r_1$ ) are random numbers chosen by  $SM_0$  (resp.  $SM_1$ ).

2. Now, S2PC protocol transfers appropriate indices to the SMs. In particular,  $SM_0$  (resp.  $SM_1$ ) holding  $j_0$  and  $s_0$  (resp.  $j_1$  and  $s_1$ ) as input run a S2PC protocol to implement the following functionality  $f$ : Upon receiving inputs from  $SM_0$  and  $SM_1$ ,  $f$  recovers  $j = j_0 + j_1$  and sends  $j'_1 := (j + s_1)\%n$  (resp.  $j'_0 := (j + s_0)\%n$ ) to  $SM_0$  (resp.  $SM_1$ ) as the output.
3. Now, the SMs exchange array entries via OT. In particular,  $SM_0$  fetches  $A'_1[j'_1]$  from  $SM_1$ , and  $SM_1$  fetches  $A'_0[j'_0]$  from  $SM_0$ .
4. Then  $SM_0$  (resp.  $SM_1$ ) uses  $A'_1[j'_1]$  and  $r_0$  (resp.  $A'_0[j'_0]$  and  $r_1$ ) as input to run a S2PC protocol implementing the following functionality  $f$ : Upon receiving inputs from  $SM_0$  and  $SM_1$ ,  $f$  recovers  $A[j]$  as

$$A[j] = A'_0[j'_0] + A'_1[j'_1] - r_0 - r_1$$

and then secret shares the  $A[j]$  as  $A''_0[j] + A''_1[j]$ , and sends  $A''_0[j]$  (resp.  $A''_1[j]$ ) to  $SM_0$  (resp.  $SM_1$ ) as the final output.

**Secured Array-Entry Write.** Consider an array  $A[1..n]$  again as above, where the  $SM_0$  and  $SM_1$  store the secret shares  $A_0[1..n]$  and  $A_1[1..n]$  respectively of the array. Now, given two private values (secret-shared across the SMs)  $j$  and  $d$ , we wish to update the array entry  $A[j]$  by adding  $d$  to it. We achieve the above update of  $A[j]$  to  $A[j] + d$  in a secured manner by adding **zero** to the remaining entries  $A[i]$  (for  $i \neq j$ ). One simple (but inefficient) way to achieve the above is as follows.

- At start,  $SM_0$  (resp.  $SM_1$ ) holds  $j_0$  and  $d_0$  (resp.  $j_1$  and  $d_1$ ) as input, where  $j_0$  and  $j_1$  are the secret shares of the target index  $j$  while  $d_0$  and  $d_1$  are the secret shares of value  $d$  to be added to  $A[j]$ .
- $SM_0$  creates an array  $D_0[1..n]$  of random and private numbers.
- $SM_0$  holding  $D_0$  and  $d_0$  as input and  $SM_1$  holding  $d_1$  as input execute a S2PC protocol implementing the following functionality  $f$ : Upon receiving input from SMs,  $f$  computes the “complement”  $D_1$  of  $D_0$  such that  $D_0[i] + D_1[i] = 0$  for  $i \neq j$  and  $D_0[j] + D_1[j] = d$ .  $f$  sends  $D_1$  to  $SM_1$  as the output.
- Finally, each SM updates its array as:  $A_0[i] = A_0[i] + D_0[i]$  and  $A_1[i] = A_1[i] + D_1[i]$  for all  $i$  (including  $j$ ).

The above approach however can be very inefficient due to a large number of operations ( $O(n)$  additions) computed in S2PC. To circumvent this, we propose another approach that limits the number of arithmetic operations at S2PC to a small constant while pushing most of the arithmetic operations to the SMs. We achieve this by creating two arrays at each SM, shifting their indexes and exchanging them appropriately. We use the term *shifting* an array  $B[1..n]$  by  $m$  to mean the operation  $B[i] = B[(i + m)\%n]$ . For  $b \in \{0, 1\}$ , our approach works as follows:

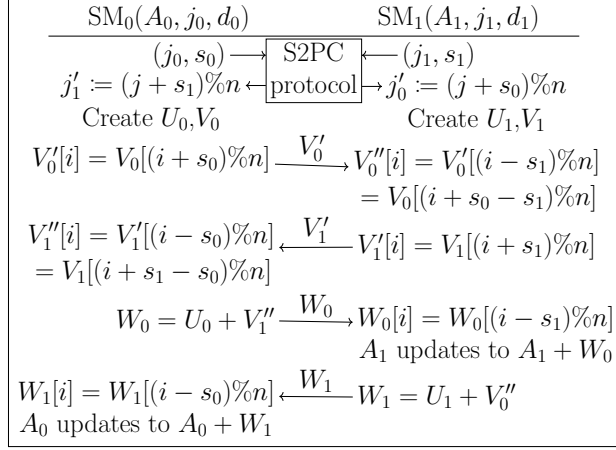


Fig. 4: Array-Entry Write Operation

- *Input.* Same as in the above approach, SM<sub>b</sub> holds A<sub>b</sub>, j<sub>b</sub> and d<sub>b</sub> as input.
- *Creating j'\_b.* Each SM<sub>b</sub> samples a random number s<sub>b</sub>. Then each SM<sub>b</sub> on input (j<sub>b</sub>, s<sub>b</sub>) execute a S2PC protocol implementing the following functionality *f*: Upon receiving SMs' input, *f* recovers  $j = j_0 + j_1$  and sends  $j'_{1-b} := (j + s_{1-b}) \% n$  to SM<sub>b</sub> as the output.
- *Updating Arrays U<sub>b</sub> and V<sub>b</sub>.* Each SM<sub>b</sub> creates two arrays U<sub>b</sub> and V<sub>b</sub>, such that  $U_b[i] + V_b[i] = d_b$  for  $i = j'_{1-b}$  and 0 otherwise. Here, the idea is that these arrays (after manipulation) will eventually be sent over to the other SM (i.e., SM<sub>1-b</sub>) who will be able to shift these arrays by s<sub>1-b</sub>, to get the share of *d* in the *j*<sup>th</sup> index.
- *Manipulation and Exchange of V<sub>b</sub>.* Now, each SM<sub>b</sub> shifts V<sub>b</sub> further by s<sub>b</sub> (its private random number) and sends it over to the other SM (i.e., SM<sub>1-b</sub>). The SM<sub>b</sub> on receiving V<sub>1-b</sub> shifts it by -s<sub>b</sub>. Thus, each SM<sub>b</sub> has V<sub>1-b</sub> which has been shifted by s<sub>b</sub> + s<sub>1-b</sub> - s<sub>b</sub> = s<sub>1-b</sub>.
- *Addition of Local Update Arrays, and Exchange.* Each SM<sub>b</sub> now adds the locally available U<sub>b</sub> and V<sub>1-b</sub> (each has a shift of s<sub>1-b</sub>) to get W<sub>b</sub>. At this point, W<sub>0</sub> and W<sub>1</sub> are such that, if we ignore their shifts, their respective entries add up to zero and *d*. SMs exchange their W<sub>0</sub> and W<sub>1</sub>.
- *Final Updating.* Each SM<sub>b</sub> now has W<sub>1-b</sub> (with a shift of j<sub>1-b</sub>). The array W<sub>1-b</sub> is finally shifted by -s<sub>b</sub> and added to A<sub>b</sub> array.

**Correctness and Security.** The correctness of Protocol 1 is obvious. The security proof is given in Appendix B.

### 3.3 Secure Allocation Using One SM and a Key Server

We now modify the secured algorithm from previous subsection to the case of a single SM and a key server. A key server (KS) is a semi-trusted entity in that it can use its persistent storage to only store the cryptographic keys and no other data. We can implement our secured approach over a single SM and a KS, with the following modification to the secret sharing mechanism.

An entity *E* with the data *a<sub>i</sub>* that it wants to share (in our task, *E* could be a SS/PU/PUR node with its input) will ask KS for an AES key *k<sub>i</sub>*. *E* secret shares *a<sub>i</sub>* to *a<sub>i0</sub>* + *a<sub>i1</sub>*. It then sends *a<sub>i0</sub>* and AES<sub>*k<sub>i</sub>*</sub>(*a<sub>i1</sub>*) to SM, where AES<sub>*k<sub>i</sub>*</sub>(*a<sub>i1</sub>*) is the AES-encrypted *a<sub>i1</sub>* with key *k<sub>i</sub>*. This finishes the secret sharing stage. After all the necessary data is shared in this way to SM, it can run our aforementioned protocol II with KS playing the role of SM<sub>1</sub>. More specifically, SM sends the encrypted shares to KS, who has the corresponding AES keys

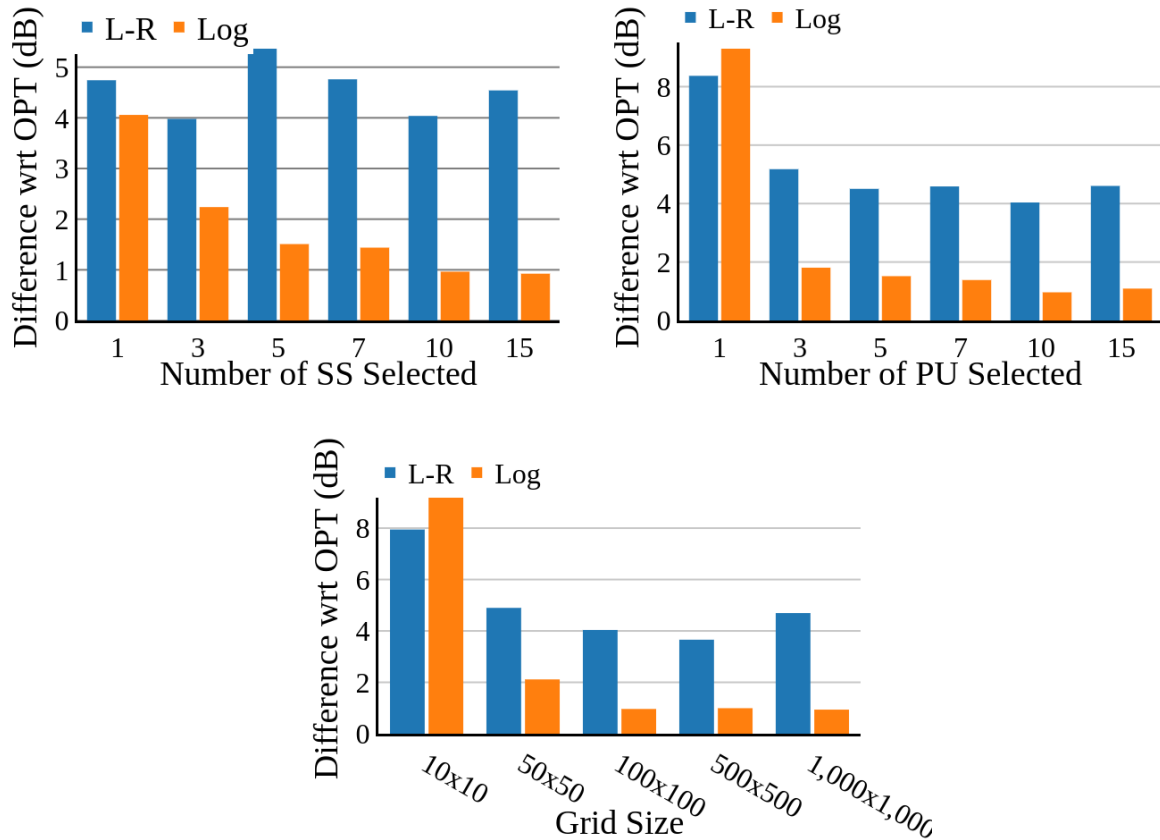


Fig. 5: Average difference in power allocated by Plaintext and Optimal schemes for varying number of (a) selected SSs, (b) selected PUs, and (c) grid size.

for decryption. Now we are in the setting where two parties hold the secret shares of input for the spectrum allocation task. They can then run protocol  $\Pi$  as if KS is  $SM_1$ .

The above mechanism enables secured two-party computation using S2PC protocol without requiring S2PC to perform any cryptographic operations. Also, it can be used easily to implement the secure read and write operations as described in the previous subsection.

## 4 Simulation Results

In this section, we evaluate our developed techniques for secured spectrum allocation, by demonstrating its accuracy and computational efficiency.

**S2PC Implementation.** The core component of our designed algorithm is the use of S2PC protocol to securely compute certain arithmetic operations. To aid our implementation, we use a pre-existing S2PC library Ivory [Rin18]. Ivory provides pre-built circuits for simple operations over integers; these circuits can be used to compute more complex functions using S2PC protocol. Limited by the Ivory library, we use a fixed-point representation for values in S2PC. In particular, we represent a real value  $v$  in terms of a standard `int` value  $x$ , such that  $v = x \times 2^k$  where  $k$  is a (positive or negative) *constant* which determines the precision level of the fixed point value. We use 64 bits to represent real values.

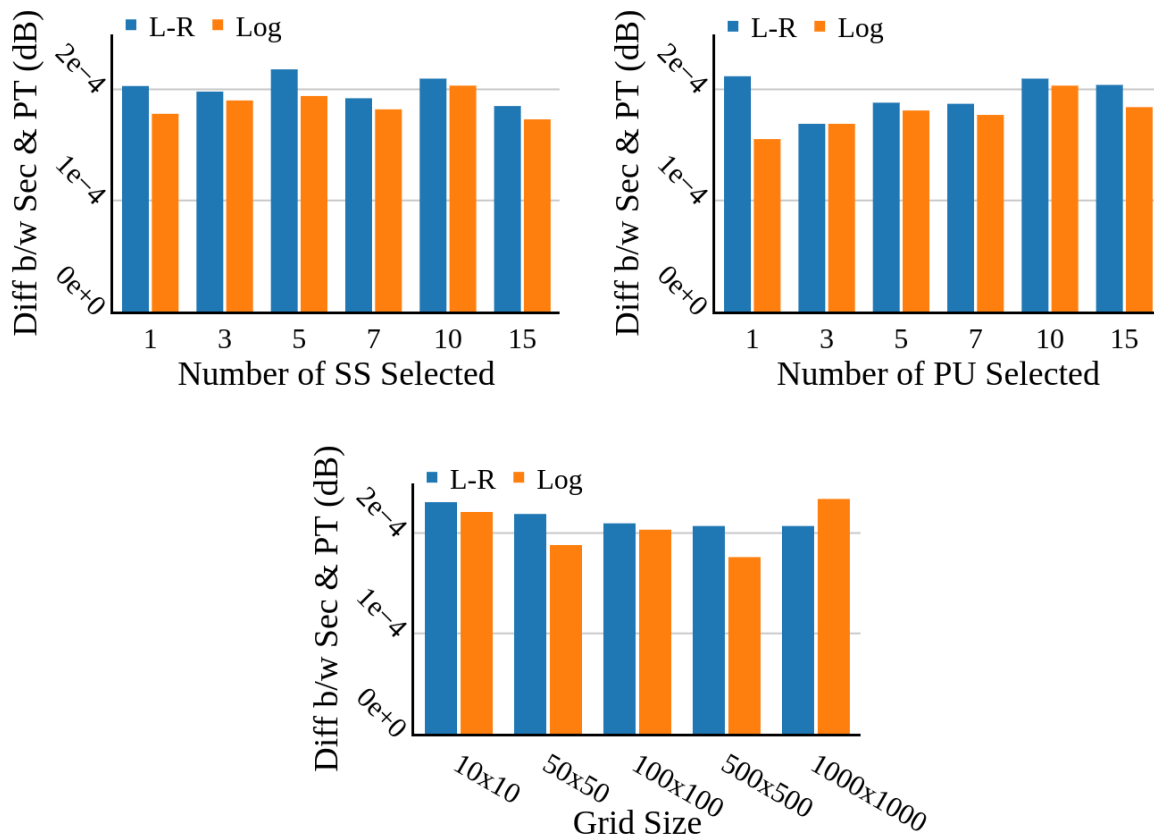


Fig. 6: Average difference in spectral power allocated by secured (i.e., 2-SMs or SM-KS) and Plaintext schemes for varying parameter values.

**Simulation Setup and Parameters.** Similar to the settings in the most closely related work [DZL<sup>+</sup>17], we consider a geographic area of  $10\text{km} \times 10\text{km}$ , with 400 PUs and 40000 SSs randomly distributed in the area; we use a large number of spectrum sensors to demonstrate the scalability of our approach in high-density crowdsourced settings. We use 5 PURs for each PU located at 100m around the PU. In each of the plots below, we vary one of the parameter settings while keeping the other parameter settings to their default values. In particular, the default values for various parameter settings are as follows: number of selected PUs: 10, number of selected SSs: 10, grid of  $100 \times 100$ . We consider two signal propagation models, viz., log-distance (Log) and Longley-Rice (L-R) [Sey05], to generate the “ground truth” data, i.e., the sensing reports at the SSs, based on the power and location of each PU. Log-distance (Log) model is a simple model, wherein the signal attenuation at a distance  $d$  is proportional to  $d^\alpha$  where  $\alpha$  is the path-loss exponent constant. In contrast, the Longley-Rice (L-R) is a complex model of wireless propagation, which takes multiple parameters, such as geolocation of transmitter (TX) and receiver (RX), their antenna configuration, terrain data, weather, and soil condition. In particular, we use the SPLAT! application [spl] to generate path losses based on L-R model for desired pairs of points.

**Accuracy of Plaintext (PT) Algorithm vs. Optimal (OPT).** We start with evaluating the accuracy of our PT algorithm (§3.1) with respect to the optimal or “ground truth” (denoted by OPT) scheme which allocates maximum spectrum power possible based on the true path-loss values derived directly from the underlying propagation model. Recall that accuracy of PT algorithm is affected by three aspects of the

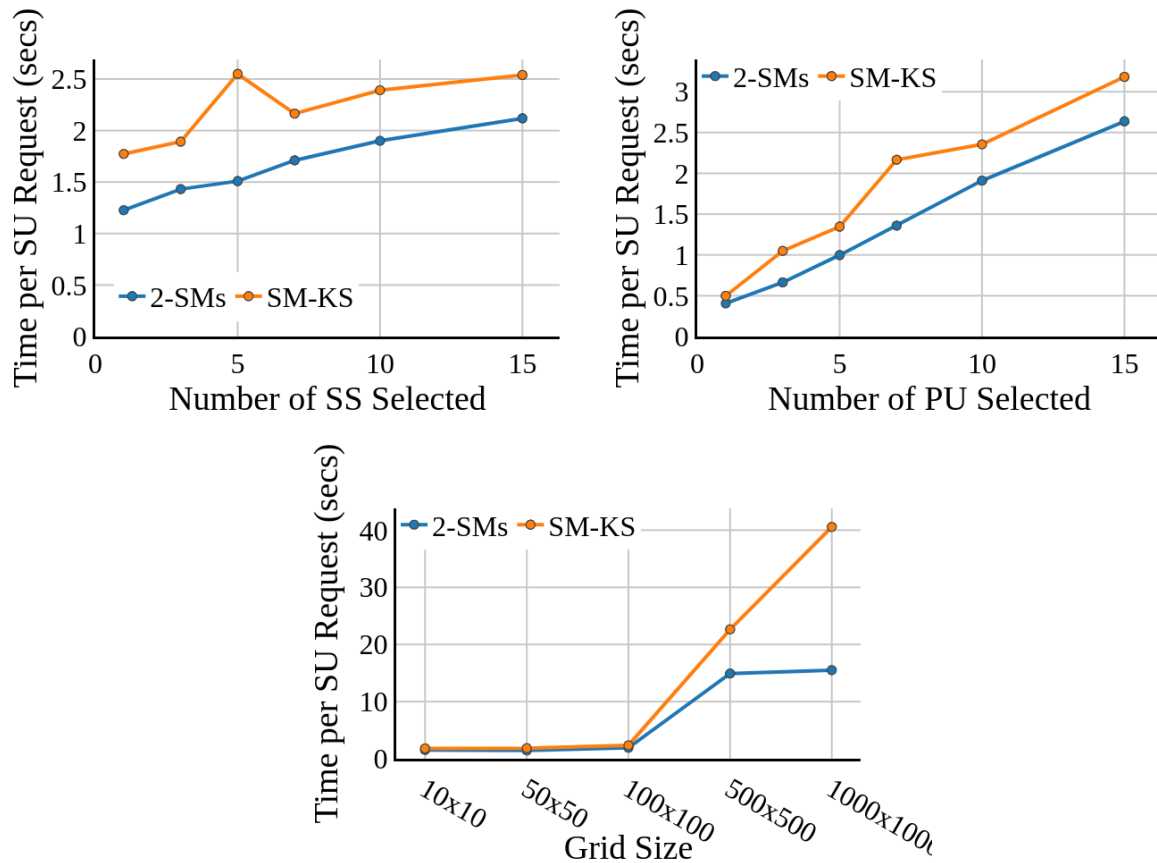


Fig. 7: Time taken by the secured algorithms for varying parameter values.

algorithm: (i) path-loss estimation error, (ii) selection strategy, which selects only the nearest SSs and PUs, and the (iii) grid-based implementation which approximates a SU's location with the containing grid-cell's center and updates the PUR thresholds of only the PUs that are associated with the containing grid-cell. See Figure 5, which plots the average spectrum difference (in dB) between the spectrum power allocated by the PT algorithm and the optimal OPT, for varying number of selected SSs and PUs and grid size, for Log-distance and Longley-Rice propagation models. For the Log-distance model, as mentioned in §3.1, the first and the third steps of our path-loss estimation process are provably 100% accurate if the chosen exponent is the same as that of the underlying model (as is the case in the simulations); thus, the path-loss estimation errors in the Log-distance model are solely due to the second (interpolation) step. In Figure 5, we observe that for the Log-distance (Log) model, the difference between the PT and OPT schemes on average is minimal (1-2 dB) when the number of selected PUs and SSs is 10, and the grid size is at least as  $100 \times 100$ . For the Longley-Rice (L-R) model, the average error is about 4-5 dB for similar parameter values; this is largely expected, as the complex L-R model depends on various terrain-specific factors and thus is more difficult to estimate accurately compared to the Log model which depends solely on distance between points. In summary, a small number (10-15) of SSs and PUs are sufficient to minimize the error, and choosing a larger number of SSs or PUs is not helpful. Also, a  $100 \times 100$  grid seems fine enough. This justifies our selection strategy and its grid-based implementation, and facilitates computational efficiency of our secured schemes as described below.



**Accuracy of Secured vs. Plaintext Algorithms.** We now present statistics for the accuracy of our secured schemes (§3.2), as compared to the Plaintext (PT) algorithm. Note that the two secured schemes, viz., using two SMs (2-SMs) or an SM plus a key server KS (SM-KS), allocate the same spectrum power and thus will have the same accuracy—as they differ only in their implementation. In Figure 6, we plot the difference between the spectrum power allocated by our secured schemes and the Plaintext (PT) algorithm, for varying number of selected SSs or PUs or grid size, for Log-distance (Log) and Longley-Rice (L-R) propagation models. Here, the range of the values for number of SSs or PUs selected is partly dictated by the the results in Figure 5 which show that only a small number (10-15) of SSs or PUs are sufficient for minimizing the error of the Plaintext algorithm. Figure 6 shows that across all parameter values of interest the difference between the Secured and Plaintext is near zero dB.

**Computation Time.** Figure 7 plots computation time taken by the two secured schemes, viz., 2-SMs (using two SMs) and SM-KS (one SM and a key server) for varying grid size, # of selected SSs, and # of selected PUs selected. We use a virtual machine with 48GB ram and 6 virtual CPUs— with each vCPU implemented as a single hardware hyper-thread on a Intel Xeon E5 v3 (Haswell) platform [goo]. We observe that the computation time taken by either scheme is of the order of 2-3 seconds, except for grids larger than  $500 \times 500$  (due to higher grid-table sizes). However, as shown in prior results, a  $100 \times 100$  grid is fine enough for delivering high accuracy.

**Communication Overhead.** The communication overhead of our secured schemes was observed to be minimal. In particular, for the optimal parameters of a grid of  $100 \times 100$  and 10 selected SSs and PUs each, the secured schemes (2-SMs as well as SM-KS) incur a communication overhead of about 150 KB in computing the arithmetic and access operations. The SM-KS scheme incurs an additional communication overhead of 5.2 MB to transfer the grid array. Thus, the total communication overhead for the 2-SMs scheme is 150 KB, while that for the SM-KS scheme is 5.35 MB.

## 5 Conclusions and Future Work

In this work, we developed an efficient privacy-preserving spectrum allocation scheme in a crowdsourced sensing architecture of shared spectrum paradigms, and demonstrated its viability via extensive simulations. As in prior works [DZL<sup>+</sup>17], we assumed a semi-honest adversary model. Building efficient privacy-preserving spectrum allocation protocols under malicious adversary model is a challenging open problem, especially since there are no known general-purpose S2PC protocols that are efficient enough in the malicious-adversary setting. In addition, our future work is focussed on developing privacy-preserving protocols for other problems in the crowdsourced sensing architecture, e.g., localization of unauthorized access users (intruders), creating of spectrum occupancy maps.

## References

- A<sup>+</sup>14. J. Andrews et al. What will 5G be? *IEEE JSAC*, 2014.
- ABF<sup>+</sup>17. Toshinori Araki, Assi Barak, Jun Furukawa, Tamar Lichter, Yehuda Lindell, Ariel Nof, Kazuma Ohara, Adi Watzman, and Or Weinstein. Optimized honest-majority mpc for malicious adversaries—breaking the 1 billion-gate per second barrier. In *Security and Privacy (SP), 2017 IEEE Symposium on*, pages 843–862. IEEE, 2017.
- AFL<sup>+</sup>16. Toshinori Araki, Jun Furukawa, Yehuda Lindell, Ariel Nof, and Kazuma Ohara. High-throughput semi-honest secure three-party computation with an honest majority. In *Proceedings of the 2016 ACM SIGSAC Conference on Computer and Communications Security*, pages 805–817. ACM, 2016.
- BDNP08. Assaf Ben-David, Noam Nisan, and Benny Pinkas. Fairplaymp: a system for secure multi-party computation. In *Proceedings of the 15th ACM conference on Computer and communications security*, pages 257–266. ACM, 2008.
- Bea91. Donald Beaver. Foundations of secure interactive computing. In *Annual International Cryptology Conference*, pages 377–391. Springer, 1991.

- BOGW88. Michael Ben-Or, Shafi Goldwasser, and Avi Wigderson. Completeness theorems for non-cryptographic fault-tolerant distributed computation. In *Proceedings of the twentieth annual ACM symposium on Theory of computing*, pages 1–10. ACM, 1988.
- BWK18. Niklas Buescher, Alina Weber, and Stefan Katzenbeisser. Towards practical ram based secure computation. In *European Symposium on Research in Computer Security*, pages 416–437. Springer, 2018.
- Can00. Ran Canetti. Security and composition of multiparty cryptographic protocols. *Journal of CRYPTOLOGY*, 13(1):143–202, 2000.
- CCD88. David Chaum, Claude Crépeau, and Ivan Damgard. Multiparty unconditionally secure protocols. In *Proceedings of the twentieth annual ACM symposium on Theory of computing*, pages 11–19. ACM, 1988.
- CGKS95. Benny Chor, Oded Goldreich, Eyal Kushilevitz, and Madhu Sudan. Private information retrieval. In *Foundations of Computer Science, 1995. Proceedings., 36th Annual Symposium on*, pages 41–50. IEEE, 1995.
- CP17. Matthew A Clark and Konstantinos Psounis. Trading utility for privacy in shared spectrum access systems. *IEEE/ACM Transactions on Networking*, 2017.
- CPGLF17. R. Calvo-Palomino, D. Giustiniano, V. Lenders, and A. Fakhreddine. Crowdsourcing spectrum data decoding. In *IEEE INFOCOM 2017 - IEEE Conference on Computer Communications*, 2017.
- CRGD17. A. Chakraborty, M. S. Rahman, H. Gupta, and S. R. Das. Specsense: Crowdsensing for efficient querying of spectrum occupancy. In *IEEE INFOCOM 2017 - IEEE Conference on Computer Communications*, 2017.
- DPSZ12. Ivan Damgård, Valerio Pastro, Nigel Smart, and Sarah Zakarias. Multiparty computation from somewhat homomorphic encryption. In *Advances in Cryptology—CRYPTO 2012*, pages 643–662. Springer, 2012.
- DRS<sup>+</sup>15. E Drocella, J Richards, R Sole, F Najmy, A Lundy, and P McKenna. 3.5 GHz exclusion zone analyses and methodology. *Tech. Rep.*, 2015.
- DS17. Jack Doerner and Abhi Shelat. Scaling oram for secure computation. In *Proceedings of the 2017 ACM SIGSAC Conference on Computer and Communications Security*, pages 523–535. ACM, 2017.
- DSW<sup>+</sup>14. Guoru Ding, Fei Song, Qihui Wu, Yulong Zou, Linyuan Zhang, Shuo Feng, and Jinlong Wang. Robust spectrum sensing with crowd sensors. In *IEEE VTC*, 2014.
- DSZ15. Daniel Demmler, Thomas Schneider, and Michael Zohner. Aby-a framework for efficient mixed-protocol secure two-party computation. In *NDSS*, 2015.
- DZL<sup>+</sup>17. Yanzhi Dou, Kexiong Curtis Zeng, He Li, Yaling Yang, Bo Gao, Kui Ren, and Shaoqian Li. P2-sas: Privacy-preserving centralized dynamic spectrum access system. *IEEE Journal on Selected Areas in Communications*, 35(1):173–187, 2017.
- EGL85. Shimon Even, Oded Goldreich, and Abraham Lempel. A randomized protocol for signing contracts. *Communications of the ACM*, 28(6):637–647, 1985.
- FAKM14. Bin Fan, Dave G Andersen, Michael Kaminsky, and Michael D Mitzenmacher. Cuckoo filter: Practically better than bloom. In *Proceedings of the 10th ACM International on Conference on emerging Networking Experiments and Technologies*, pages 75–88. ACM, 2014.
- FCC04. US FCC. Longley-ricce methodology for evaluating TV coverage and interference. *OET Bulletin*, 69, 2004.
- fli. FlightFeeder for Android, FlightAware. <http://flightaware.com/adsb/android/>.
- FLNW17. Jun Furukawa, Yehuda Lindell, Ariel Nof, and Or Weinstein. High-throughput secure three-party computation for malicious adversaries and an honest majority. In *Annual International Conference on the Theory and Applications of Cryptographic Techniques*, pages 225–255. Springer, 2017.
- Gen09. Craig Gentry. Fully homomorphic encryption using ideal lattices. In *Proceedings of the 41st Annual ACM Symposium on Theory of Computing*, pages 169–178. ACM, 2009.
- GHY17a. M. Grissa, B. Hamdaoui, and A. A. Yavuz. Location privacy in cognitive radio networks: A survey. *IEEE Communications Surveys Tutorials*, 19(3), 2017.
- GHY17b. Mohamed Grissa, Bechir Hamdaoui, and Attila A Yavuz. Location privacy in cognitive radio networks: A survey. *IEEE Communications Surveys & Tutorials*, 2017.
- GKK<sup>+</sup>12. S Dov Gordon, Jonathan Katz, Vladimir Kolesnikov, Fernando Krell, Tal Malkin, Mariana Raykova, and Yevgeniy Vahlis. Secure two-party computation in sublinear (amortized) time. In *Proceedings of the 2012 ACM conference on Computer and communications security*, pages 513–524. ACM, 2012.
- GL90. Shafi Goldwasser and Leonid Levin. Fair computation of general functions in presence of immoral majority. In *Conference on the Theory and Application of Cryptography*, pages 77–93. Springer, 1990.
- GMW87. Oded Goldreich, Silvio Micali, and Avi Wigderson. How to play any mental game. In *Proceedings of the nineteenth annual ACM symposium on Theory of computing*, pages 218–229. ACM, 1987.
- Gol00. Oded Goldreich. *Foundations of Cryptography: Basic Tools*. Cambridge University Press, New York, NY, USA, 2000.

- Gol09. Oded Goldreich. *Foundations of cryptography: volume 2, basic applications*. Cambridge university press, 2009.
- goo. <https://cloud.google.com/compute/docs/cpu-platforms>.
- GYH15. Mohamed Grissa, Attila Yavuz, and Bechir Hamdaoui. Lpos: Location privacy for optimal sensing in cognitive radio networks. In *Global Communications Conference (GLOBECOM), 2015 IEEE*, pages 1–6. IEEE, 2015.
- GYH16. Mohamed Grissa, Attila Yavuz, and Bechir Hamdaoui. An efficient technique for protecting location privacy of cooperative spectrum sensing users. In *Computer Communications Workshops (INFOCOM WKSHPS), 2016 IEEE Conference on*, pages 915–920. IEEE, 2016.
- GYH17. Mohamed Grissa, Attila A Yavuz, and Bechir Hamdaoui. Preserving the location privacy of secondary users in cooperative spectrum sensing. *IEEE Transactions on Information Forensics and Security*, 12(2):418–431, 2017.
- GZL<sup>+</sup>13. Zhaoyu Gao, Haojin Zhu, Yao Liu, Muyuan Li, and Zhenfu Cao. Location privacy in database-driven cognitive radio networks: Attacks and countermeasures. In *INFOCOM, 2013 Proceedings IEEE*, pages 2751–2759. IEEE, 2013.
- HLI10. Anh Tuan Hoang, Ying-Chang Liang, and Md Habibul Islam. Power control and channel allocation in cognitive radio networks with primary users’ cooperation. *IEEE Transactions on Mobile Computing*, 9, 2010.
- IKR03. Prakash Ishwar, Animesh Kumar, and Kannan Ramchandran. Distributed sampling for dense sensor networks: a “bit-conservation principle”. In *Information Processing in Sensor Networks*, pages 17–31. Springer, 2003.
- JZC<sup>+</sup>16. Xiaocong Jin, Rui Zhang, Yimin Chen, Tao Li, and Yanchao Zhang. DPSense: Differentially private crowdsourced spectrum sensing. In *Proceedings of the 2016 ACM SIGSAC Conference on Computer and Communications Security*, pages 296–307. ACM, 2016.
- KLYT15. Behzad Kasiri, Ioannis Lambadaris, Fei Richard Yu, and Helen Tang. Privacy-preserving distributed cooperative spectrum sensing in multi-channel cognitive radio manets. In *Communications (ICC), 2015 IEEE International Conference on*, pages 7316–7321. IEEE, 2015.
- KS08. Vladimir Kolesnikov and Thomas Schneider. Improved garbled circuit: Free XOR gates and applications. In *Proceedings of 35th International Colloquium on Automata, Languages and Programming*, pages 486–498, 2008.
- KSS12. Benjamin Kreuter, Abhi Shelat, and Chih-Hao Shen. Billion-gate secure computation with malicious adversaries. In *USENIX Security Symposium*, volume 12, pages 285–300, 2012.
- LPZ16. Hongning Li, Qingqi Pei, and Wenjing Zhang. Location privacy-preserving channel allocation scheme in cognitive radio networks. *International Journal of Distributed Sensor Networks*, 12(7):3794582, 2016.
- LZG<sup>+</sup>12. Shuai Li, Haojin Zhu, Zhaoyu Gao, Xiping Guan, Kai Xing, and Xuemin Shen. Location privacy preservation in collaborative spectrum sensing. In *INFOCOM, 2012 Proceedings IEEE*, pages 729–737. IEEE, 2012.
- MCZ<sup>+</sup>15. Yunlong Mao, Tingting Chen, Yuan Zhang, Tiancong Wang, and Sheng Zhong. Protecting location information in collaborative sensing of cognitive radio networks. In *Proceedings of the 18th ACM International Conference on Modeling, Analysis and Simulation of Wireless and Mobile Systems*, pages 219–226. ACM, 2015.
- MK00. Arturas Medeisis and Algimantas Kajackas. On the use of the universal Okumura-Hata propagation prediction model in rural areas. In *Vehicular Technology Conference Proceedings, 2000. VTC 2000-Spring Tokyo. 2000 IEEE 51st*, volume 3, pages 1815–1818. IEEE, 2000.
- MR91. Silvio Micali and Phillip Rogaway. Secure computation. In *Annual International Cryptology Conference*, pages 392–404. Springer, 1991.
- MRZ15. Payman Mohassel, Mike Rosulek, and Ye Zhang. Fast and secure three-party computation: The garbled circuit approach. In *Proceedings of the 22nd ACM SIGSAC Conference on Computer and Communications Security*, pages 591–602. ACM, 2015.
- OS97. Rafail Ostrovsky and Victor Shoup. Private information storage. In *STOC*, volume 97, pages 294–303. Citeseer, 1997.
- Pai99. Pascal Paillier. Public-key cryptosystems based on composite degree residuosity classes. In *International Conference on the Theory and Applications of Cryptographic Techniques*, pages 223–238. Springer, 1999.
- Rab05. Michael O Rabin. How to exchange secrets with oblivious transfer. *IACR Cryptology ePrint Archive*, 2005:187, 2005.
- Rin18. Peter Rindal. Ivory. <https://github.com/ladnir/Ivory-Runtime>, 2018.

- RPA17. Nirajan Rajkarnikar, Jon M Peha, and Ana Aguiar. Location privacy from dummy devices in database-coordinated spectrum sharing. In *Dynamic Spectrum Access Networks (DySPAN), 2017 IEEE International Symposium on*, pages 1–10. IEEE, 2017.
- Sey05. J.S. Seybold. *Introduction to RF Propagation*. Wiley, 2005.
- spl. <https://www.qsl.net/kd2bd/splat.html>.
- SVDS<sup>+</sup>13. Emil Stefanov, Marten Van Dijk, Elaine Shi, Christopher Fletcher, Ling Ren, Xiangyao Yu, and Srinivas Devadas. Path oram: an extremely simple oblivious ram protocol. In *Proceedings of the 2013 ACM SIGSAC conference on Computer & communications security*, pages 299–310. ACM, 2013.
- Swe02. Latanya Sweeney. k-anonymity: A model for protecting privacy. *International Journal of Uncertainty, Fuzziness and Knowledge-Based Systems*, 10(05):557–570, 2002.
- TZFS13. Elias Z Tragos, Sherali Zeadally, Alexandros G Fragkiadakis, and Vasilios A Siris. Spectrum assignment in cognitive radio networks: A comprehensive survey. *IEEE Communications Surveys & Tutorials*, 15(3):1108–1135, 2013.
- WCS15. Xiao Wang, Hubert Chan, and Elaine Shi. Circuit oram: On tightness of the goldreich-ostrovsky lower bound. In *Proceedings of the 22nd ACM SIGSAC Conference on Computer and Communications Security*, pages 850–861. ACM, 2015.
- WHC<sup>+</sup>14. Xiao Shaun Wang, Yan Huang, TH Hubert Chan, Abhi Shelat, and Elaine Shi. Scoram: oblivious ram for secure computation. In *Proceedings of the 2014 ACM SIGSAC Conference on Computer and Communications Security*, pages 191–202. ACM, 2014.
- WZ15. W. Wang and Q. Zhang. Privacy-preserving collaborative spectrum sensing with multiple service providers. *IEEE Transactions on Wireless Communications*, 14(2), 2015.
- Yao86. Andrew Chi-Chih Yao. How to generate and exchange secrets. In *Foundations of Computer Science, 1986., 27th Annual Symposium on*, pages 162–167. IEEE, 1986.
- YKR15. Xuhang Ying, Chang Wook Kim, and S. Roy. Revisiting tv coverage estimation with measurement-based statistical interpolation. In *International Conference on Communication Systems and Networks (COMSNETS)*, 2015.
- ZFL<sup>+</sup>15. Long Zhang, Chenliaohui Fang, Yi Li, Haojin Zhu, and Mianxiong Dong. Optimal strategies for defending location inference attack in database-driven crns. In *Communications (ICC), 2015 IEEE International Conference on*, pages 7640–7645. IEEE, 2015.
- ZLB14. Tan Zhang, Ning Leng, and Suman Banerjee. A vehicle-based measurement framework for enhancing whitespace spectrum databases. In *Proc. ACM Mobicom*, 2014.
- ZWR<sup>+</sup>16. Samee Zahur, Xiao Wang, Mariana Raykova, Adrià Gascón, Jack Doerner, David Evans, and Jonathan Katz. Revisiting square-root oram: efficient random access in multi-party computation. In *2016 IEEE Symposium on Security and Privacy (SP)*, pages 218–234. IEEE, 2016.

## A Definition of MPC

The notion of secure multi-party computation (MPC) was first developed in [Yao86, GMW87, BOGW88, CCD88] who also established initial feasibility results. It allows a set of mutually distrusting parties to compute a joint function over their private inputs so that each party learns nothing beyond its intended output. The efficiency of MPC protocols, particularly for the case of two and three parties, has seen tremendous improvements over the past few years, reaching the blazing-fast rates of up to a billion gates per second [BDNP08, DPSZ12, KSS12, DSZ15, MRZ15, AFL<sup>+</sup>16, FLNW17, ABF<sup>+</sup>17]. Our work takes advantage of this newfound efficiency of S2PC protocols, and benefits directly from further improvements to their efficiency.

We remark that we choose the MPC framework as opposed to the simpler *two party* framework even though the actual computation in our framework is performed by two parties (either two SMs or a SM and a KS). This choice is important since before the two-party computation kicks in, other parties in the system are involved in security sensitive pre-processing and post-processing stages. The MPC framework captures all such activities and enables us to construct proofs for all parties in the system.

In the remainder of this section, we show the definition of MPC. We assume familiarity with standard cryptographic concepts such as Turing machines, probability ensembles, computational indistinguishability etc., and refer the reader to [Gol00, Gol09] for a detailed treatment.

**The Multi-Party Functionality.** In the  $n$ -party computation problem, there are  $n$  participants (parties). The computation task is cast by specifying a *functionality* and denote it as a function mapping  $n$  inputs to

$n$  outputs, namely,  $f : (\{0, 1\}^*)^n \rightarrow (\{0, 1\}^*)^n$ . We denote the input as a vector  $\bar{x} = (x_1, \dots, x_n)$ . On input  $\bar{x}$ ,  $f_i(\bar{x})$  denotes the  $i$ -th output of  $f$ . We say a  $n$ -party protocol  $\Pi$  computes  $f$  if, for  $i \in \{1, \dots, n\}$ , party  $P_i$  with input  $x_i$  learns  $f_i(\bar{x})$  as the result of the execution of  $\Pi$ .

**The Ideal/Real Paradigm.** Given a multi-party protocol  $\Pi$  that implements a functionality  $f$ , we define its security via the *simulation paradigm* [GMW87, GL90, MR91, Bea91, Can00]. Imagine an “ideal-world” execution, where all each party simply sends its input to the functionality  $f$ , and then receives the correct output. In this execution, there is no interactions between any pair of parties, and each party learns nothing more than its input and output (and the information that can be inferred). So this ideal-world execution is considered as the most secure scenario that one can hope for. Based on this mental experiment, we thus believe  $\Pi$  is secure if any adversary  $\text{Adv}$  (participating in a real execution of  $\Pi$ ) can do no more harm than in an ideal-world execution of  $f$ . This intuition is formalized by consider a simulator in the ideal-world execution. If any information learned by  $\text{Adv}$  can be generated (or “simulated”) by a *simulator* from the input and output of the parties corrupted by  $\text{Adv}$ , then  $\text{Adv}$  gains nothing in the real-world execution, thus the protocol is secure.

**The Adversarial Model.** We focus on *semi-honest model with static corruption*. By *semi-honest*, we mean that all the parties/entities (including the *corrupted* ones) follow the protocol; however, a corrupted party may attempt to infer private data of other parties from the information obtained during the protocol operation. By *static corruption*, we mean that the set of corrupted parties remains fixed throughout the execution of the protocol. We also assume authenticated communication channels between every pair of parties.

The correctness and security of an  $n$ -party protocol  $\Pi$  implementing a (deterministic)  $n$ -party functionality  $f$  is formalized as follows:

**Definition 3 (Correctness [Gol09]).** *We say that  $\Pi$  correctly computes  $f$  if the following holds except for negligible probability: for any input vector  $\bar{x}$ , at the end of the execution of  $\Pi$ , party  $P_i$  gets  $f_i(\bar{x})$  as its output.*

**Definition 4 (Semi-Honest Security [Gol09]).** *For  $I = \{i_1, \dots, i_t\} \subseteq [n]$ , let  $f_I(\bar{x}) := (f_{i_1}(\bar{x}), \dots, f_{i_t}(\bar{x}))$ , and let  $\text{view}_I^\Pi(\bar{x}) := (I, \text{view}_{i_1}^\Pi(\bar{x}), \dots, \text{view}_{i_t}^\Pi(\bar{x}))$ . We say that protocol  $\Pi$  securely computes  $f$  under the semi-honest model with static corruption if there exists a probabilistic polynomial-time algorithm  $\mathcal{S}$  (the simulator) such that for every  $I$  as above,*

$$\{\mathcal{S}(I, (x_{i_1}, \dots, x_{i_t}), f_I(\bar{x}))\}_{\bar{x} \in (\{0,1\}^*)^n} \stackrel{c}{\equiv} \{\text{view}_I^\Pi(\bar{x})\}_{\bar{x} \in (\{0,1\}^*)^n} \quad (9)$$

where  $\stackrel{c}{\equiv}$  denotes computational indistinguishability [Gol00], and  $\text{view}_i^\Pi(\bar{x})$  denotes the view of  $i$ -th party ( $i \in [n]$ ) consisting of its input, random tape and received messages during the execution of  $\Pi$  on input  $\bar{x}$ .

## B Security Proof

In this section, we give a proof of the following theorem, which shows the security of our protocol. After that, we also discuss how to extend the security proof to the scenario where one SM is replaced with a KS.

**Theorem 1 (Security of Protocol 1).** *Protocol 1 is a secure multi-party computation implementation of the plaintext algorithm shown in §3.1 with respect to semi-honest adversaries which do not corrupt  $\text{SM}_0$  and  $\text{SM}_1$  at the same time.*

### B.1 Proof of Theorem 1 for Two-SM Setting

The details of our protocol  $\Pi$  are already given in Protocol 1. Here we summarize and illustrate its structure in Fig. 8 to ease our presentation.



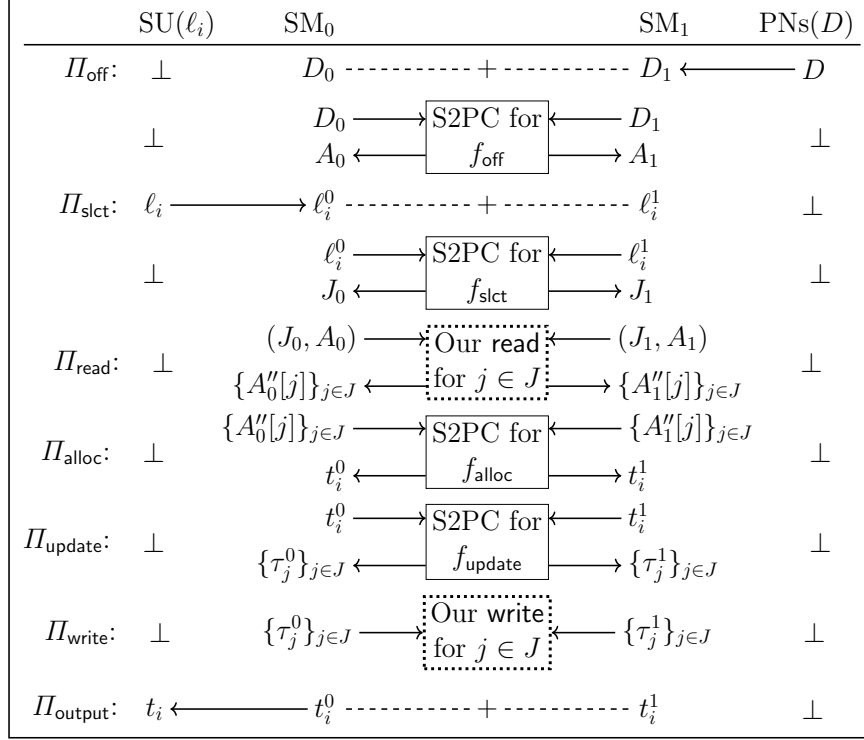


Fig. 8: Sub-protocols of Our Protocol  $\Pi$

According to Eqn. (4) in the security definition, we need to show a simulator for different combinations of views for all possible subset  $I \subseteq \{S_i, SM_0, SM_1, PNs\}$  such that  $I$  does not contain  $SM_0$  and  $SM_1$  at the same time (Recall that we assume they do not collude). For our specific protocol  $\Pi$ , we claim that it will be sufficient if we can construct a simulator for each party separately (which is not necessarily true for general MPC protocols). To see why, recall that both  $S_i$  (except for its final output  $t_i$ ) and PNs receive no message during the execution of  $\Pi$ . Simulators for them can be constructed in a “dummy” way by just outputting the input/output of  $S_i$  and PNs. So the essential part of  $\Pi$  is actually a S2PC protocol between  $SM_0$  and  $SM_1$ . To prove the security of a S2PC protocol, it suffices to show two separate simulators for each participant. Also, it is not hard to verify that once  $SM_0$  and  $SM_1$  are not corrupted at the same time, the simulator for a spectrum manager can be composed with the aforementioned “dummy” simulators of  $S_i$  and PNs arbitrarily, to get a whole simulator for any corrupted set  $I$  that goes through the security proof. Therefore, we will conduct the security proof by constructing simulators for different parties in our protocol separately. In our protocol  $\Pi$ , we use  $\mathcal{S}^{\text{pty}}$  to denote the simulator for a party  $\text{pty} \in \{SU, SM_0, SM_1, PNs\}$ .

**Simulator for SU.** It is straightforward to simulate the view of requesting SU  $S_i$ . Because all it does in protocol  $\Pi$  are conducting a secret sharing of its location  $\ell_i$  to SMs, and receiving the final output  $t_i$  (as illustrated in Figure 8). So given  $\ell_i$  and  $t_i$ , a simulator  $\mathcal{S}^{\text{SU}}$  can successfully simulate  $S_i$ 's view by outputting a secret sharing of  $t_i$ . We remark that only messages *received by* (in contrast to “sent from”) a party appear in its view. Since in secret sharing stage SU only sends out message, its view only contains  $t_i^0$  and  $t_i^1$  such that  $t_i^0 + t_i^1 = t_i$  (besides its input and random tape). So the output of  $\mathcal{S}^{\text{SU}}(\ell_i, t_i)$  is identically distributed to the view of SU in a real execution.



**Simulator for PNs.** All the work PNs do in protocol  $\Pi$  is to secret share  $D$  to SMs. PNs receive no messages during the execution of  $\Pi$ .  $\mathcal{S}^{\text{PNs}}$  can easily finish his job by outputting  $D$  with the random tapes of PNs. This output is also identically distributed with the real-execution view.

**Simulator for SMs.** Since the roles of the two SMs are symmetric in  $\Pi$ , it suffices to show a simulator for  $\text{SM}_0$  (or  $\text{SM}_1$ ). At a high level, we will construct simulators for  $\text{SM}_0$  in each sub-protocols of  $\Pi$ , which, if pulled together, will give us the final simulator for  $\text{SM}_0$  in  $\Pi$ .

For  $X \in \{\text{off}, \text{slct}, \text{read}, \text{alloc}, \text{update}, \text{write}, \text{output}\}$ , denote  $\mathcal{S}_X^{\text{SM}_0}$  as the simulator which can generate a view of  $\text{SM}_0$  in sub-protocol  $\Pi_X$  on corresponding input and output. First, notice that  $\mathcal{S}_{\text{slct}}^{\text{SM}_0}$ ,  $\mathcal{S}_{\text{alloc}}^{\text{SM}_0}$  and  $\mathcal{S}_{\text{update}}^{\text{SM}_0}$  must exist, because their corresponding sub-protocols are implemented via 2PC. Also, it is straightforward to see that  $\mathcal{S}_{\text{off}}^{\text{SM}_0}$  and  $\mathcal{S}_{\text{output}}^{\text{SM}_0}$  exist because participants of these two sub-protocols only conduct secret sharing. The existence of  $\mathcal{S}_{\text{read}}^{\text{SM}_0}$  and  $\mathcal{S}_{\text{write}}^{\text{SM}_0}$  for corresponding sub-protocols (shown as dashed box in Figure 8) is waiting to be shown. However, we will defer the proof to §B.2. Here we assume their existences and show how to construct simulator  $\mathcal{S}_\Pi^{\text{SM}_0}$  for  $\Pi$  based on these sub-protocol simulators.

**The Full Simulator.**  $\mathcal{S}_\Pi^{\text{SM}_0}$  runs these sub-protocols simulators in order, from  $\mathcal{S}_{\text{off}}^{\text{SM}_0}$  to  $\mathcal{S}_{\text{output}}^{\text{SM}_0}$ . It always sets the simulated output of last sub-protocol as the input to next simulator, except for  $\mathcal{S}_{\text{slct}}^{\text{SM}_0}$  and  $\mathcal{S}_{\text{output}}^{\text{SM}_0}$  (see the following). For  $\Pi_{\text{slct}}$ ,  $\text{SM}_0$ 's input in  $\Pi_{\text{slct}}$  is from the secret sharing of  $\ell_i$ , instead of the output of last stage (see Figure 8). In this case,  $\mathcal{S}_\Pi^{\text{SM}_0}$  will just input a random string to  $\mathcal{S}_{\text{slct}}^{\text{SM}_0}$  to continue the simulation; for  $\Pi_{\text{output}}$ ,  $\text{SM}_0$  takes no input. Finally,  $\mathcal{S}_\Pi^{\text{SM}_0}$  combines and outputs (in order) the simulated view of all the sub-protocols as its output.

**Proof for Indistinguishability.** We then prove that the output of  $\mathcal{S}_\Pi^{\text{SM}_0}$  is indistinguishable from the view of  $\text{SM}_0$  in a real execution of  $\Pi$  by hybrid argument. For  $X$  in the ordered list of stages  $\{\text{off}, \text{slct}, \text{read}, \text{alloc}, \text{update}, \text{write}, \text{output}\}$ , denote  $\text{Hyb}_{\text{SM}_0}^X$  as the execution (also called ‘‘hybrid’’) of  $\Pi$ , where the simulator  $\mathcal{S}_{\text{SM}_0}^\Pi$  takes control until stage  $\Pi_X$  (included). The remaining stages are just executed as in the real protocol. By definition, we have  $\text{Hyb}_{\text{SM}_0}^{\text{output}} = \mathcal{S}_\Pi^{\text{SM}_0}$ .

First, notice that the view in real execution  $\text{view}_{\text{SM}_0}^\Pi$  is identically distributed as  $\text{Hyb}_{\text{SM}_0}^{\text{off}}$ . Because the only difference between them is that the view of  $\text{SM}_0$  in the real execution of  $\Pi_{\text{off}}$  is replaced by the simulation results from  $\mathcal{S}_{\text{off}}^{\text{SM}_0}$ , and this simulation is perfect.

To show the indistinguishability between  $\text{Hyb}_{\text{SM}_0}^{\text{off}}$  and  $\text{Hyb}_{\text{SM}_0}^{\text{slct}}$ , we introduce an intermediate hybrid  $\text{Hyb}_{\text{SM}_0}^{\text{off-slct}}$ , which is the same as  $\text{Hyb}_{\text{SM}_0}^{\text{slct}}$  except that the input to  $\text{SM}_0$  at the beginning of  $\Pi_{\text{slct}}$  is the real secret share  $\ell_i^0$ . The only difference between  $\text{Hyb}_{\text{SM}_0}^{\text{off}}$  and  $\text{Hyb}_{\text{SM}_0}^{\text{off-slct}}$  is that  $\Pi_{\text{slct}}$  is executed in the former, but simulated by  $\mathcal{S}_{\text{slct}}^{\text{SM}_0}$  in the latter (on the same ‘‘real’’ input  $\ell_i^0$ ). By the security of  $\mathcal{S}_{\text{slct}}^{\text{SM}_0}$ , we have  $\text{Hyb}_{\text{SM}_0}^{\text{off}} \stackrel{c}{\equiv} \text{Hyb}_{\text{SM}_0}^{\text{off-slct}}$ . Also, it can be seen that  $\text{Hyb}_{\text{SM}_0}^{\text{off-slct}} \stackrel{\text{id}}{\equiv} \text{Hyb}_{\text{SM}_0}^{\text{slct}}$ , where  $\stackrel{\text{id}}{\equiv}$  denotes *identical distribution* [Gol00]. That is because the secret share  $\ell_i^0$  (in  $\text{Hyb}_{\text{SM}_0}^{\text{off-slct}}$ ) is identically distributed with a random string (in  $\text{Hyb}_{\text{SM}_0}^{\text{slct}}$ ). And since this is the only difference between these two hybrids, we know that they are identical. In summary, we proved  $\text{Hyb}_{\text{SM}_0}^{\text{off}} \stackrel{c}{\equiv} \text{Hyb}_{\text{SM}_0}^{\text{off-slct}} \stackrel{\text{id}}{\equiv} \text{Hyb}_{\text{SM}_0}^{\text{slct}}$ .

The indistinguishability of the remaining hybrids follows straightforwardly from the security of corresponding sub-protocol simulators, with the only exception of  $\text{Hyb}_{\text{SM}_0}^{\text{output}}$ . But  $\text{Hyb}_{\text{SM}_0}^{\text{write}} \stackrel{\text{id}}{\equiv} \text{Hyb}_{\text{SM}_0}^{\text{output}}$  can also be shown following a similar argument as we did for  $\text{view}_{\text{SM}_0}^\Pi \stackrel{\text{id}}{\equiv} \text{Hyb}_{\text{SM}_0}^{\text{off}}$ .

In summary, we have the following relations, which proves  $\mathcal{S}_\Pi^{\text{SM}_0}$  successfully simulates the view of  $\text{SM}_0$ .

$$\begin{aligned} \text{view}_{\text{SM}_0}^\Pi &\stackrel{\text{id}}{\equiv} \text{Hyb}_{\text{SM}_0}^{\text{off}} \stackrel{c}{\equiv} \text{Hyb}_{\text{SM}_0}^{\text{slct}} \stackrel{c}{\equiv} \text{Hyb}_{\text{SM}_0}^{\text{read}} \\ &\stackrel{c}{\equiv} \text{Hyb}_{\text{SM}_0}^{\text{alloc}} \stackrel{c}{\equiv} \text{Hyb}_{\text{SM}_0}^{\text{update}} \stackrel{c}{\equiv} \text{Hyb}_{\text{SM}_0}^{\text{write}} \stackrel{\text{id}}{\equiv} \text{Hyb}_{\text{SM}_0}^{\text{output}} = \mathcal{S}_\Pi^{\text{SM}_0} \end{aligned}$$

## B.2 Simulators for Read and Write Sub-Protocols

Recall that the proof in §B.1 is based on our assumption that there exist simulators for our read and write protocol (namely, they are secure S2PC protocols). In this section, we prove the correctness of this assumption by constructing valid simulators for them. We remark that this will finally complete the security proof for our protocol  $\Pi$ .

**Simulator for  $SM_0$  in  $\Pi_{\text{read}}$ .** In practice,  $\Pi_{\text{read}}$  is executed for  $|J|$  times until all  $\{A[j]\}_{j \in J}$  are retrieved. But it suffices to show a simulator for a single read operation (without loss of generality, the  $j$ -th one). As discussed in §3.2, the input of  $SM_0$  is a secret share  $j_1$ , the output is  $A''_0[j]$ . To do the simulation,  $\mathcal{S}_{SM_0}^{\text{read}}$  first samples randomness  $r_0, s_0$  and set  $A'_0[i] = A_0[(i + s_0) \% n] + r_0$  by himself. The remaining stages consist of a S2PC protocol to exchange  $j'_0$  and  $j'_1$  values, two OT protocols and a S2PC protocol to secret share  $A[j] = A''_0[j] + A'_1[j]$ .  $\mathcal{S}_{SM_0}^{\text{read}}$  can finish the simulation for them simply by calling the corresponding simulators. The only place we need to be careful is the input to the S2PC protocol which implements the secret re-sharing of  $A[j]$ . In the real execution,  $SM_0$  holds as input  $(r_0, A'_1[j'_1])$ . When  $\mathcal{S}_{SM_0}^{\text{read}}$  replace the S2PC protocol with its simulator, it has no way to get the correct  $A'_1[j'_1]$ . But note that  $A'_1[j'_1]$  is uniformly random. So we can just sample a random string to play the role of  $A'_1[j'_1]$ , helping us to finish the simulation.

**Simulator for  $SM_0$  in  $\Pi_{\text{write}}$ .** In §3.2, we describe two versions of  $\Pi_{\text{write}}$ . The first one is simpler but inefficient. We call the it the *plain version*. We call the second one *efficient version*. For the plain version, the simulator can be constructed in a similar way as for  $\mathcal{S}_{SM_0}^{\text{read}}$ , which we need not repeat here. Next, we describe  $\mathcal{S}_{SM_0}^{\text{write}}$  for the efficient version. (Similar as for simulating  $\Pi_{\text{read}}$ , we show a simulator for a single write operation).

The inputs for  $SM_0$  consist of the secret share  $j_0$  of the target index and the secret share  $\tau_j$  of new threshold.  $SM_0$  on input  $j_0$  first runs a S2PC protocol with  $SM_1$ , after which  $SM_0$  gets  $j'_1 = (j + s_1) \% n$  (see §3.2 for details).  $\mathcal{S}_{SM_0}^{\text{write}}$  can just call the simulator for this S2PC protocol to go through this stage. In the remaining stages,  $SM_0$  receives two messages from  $SM_1$ :  $V_1$  and  $W_1$ . Since both of them are secret shares created by  $SM_1$ , they look random to  $SM_0$ . So  $\mathcal{S}_{SM_0}^{\text{write}}$  can replace them by sampling two random strings (a formal proof for the security of this replacement involves a standard reduction to the security of secret sharing scheme, which we omit here), which finishes the simulation successfully.

## B.3 Replace $SM_1$ with a Key Server.

In §3.3, we discussed a variant of the protocol where  $SM_1$  is replaced by a key server. To give a proof for that case, it suffices to show that the secret sharing mechanism happened among  $E$ ,  $SM_0$  and KS constitutes a secure 3-party computation (3PC) protocol, whose simulator is denoted as  $\mathcal{S}_{3PC}$ . This is because that our proof for the 2-SMs setting is presented in a modular way. We can construct a simulator for this SM-KS setting by combining  $\mathcal{S}_{3PC}$  with the simulator  $\mathcal{S}^H$  we constructed for 2-SMs setting. (Of course, other parts of  $\mathcal{S}^H$  should be modified accordingly, but in a straightforward manner. Also, all the tasks of  $SM_1$  now will be conducted by KS). Next, similar as we argued for the 2-SMs scenario, we will prove the security of the 3PC protocol by showing separate simulators for each participants.

**Simulator for KS.** In the 3PC protocol, KS receives no output. All the work it does is to issue AES keys when  $E$  requests. So  $\mathcal{S}_{3PC}^{KS}$  can be constructed trivially.

**Simulator for  $E$ .**  $E$  receives AES key  $K_i$  from KS. To construct the simulator  $\mathcal{S}_{3PC}^E$  for him, we can sample a key from the AES key distribution and output it as  $K_i$  to  $E$ . Since both samplings conducted by  $\mathcal{S}_{3PC}^E$  and KS are from the same distribution, this simulation is perfectly.

**Simulator for  $SM_0$ .**  $SM_0$  receives  $a_{i0}$  and  $\text{AES}_{K_i}(a_{i1})$  in this 3PC protocol. Intuitively,  $a_{i1}$  looks uniform since it is a share of the secret sharing of  $a_i$ . It can be simulated easily by picking a uniform string  $r$  such that

$|r| = |a_{i0}|$ . To simulate  $\text{AES}_{K_i}(a_{i1})$ , we can use  $\text{AES}_{K_i}(0^{|a_{i1}|})$ , whose indistinguishability from  $\text{AES}_{K_i}(a_{i1})$  is guaranteed by the semantic security of AES scheme. A formal proof requires some caution to deal with the fact that  $a_{i0}$  and  $a_{i1}$  are not independent (they satisfy the constraint  $a_{i0} + a_{i1} = a_i$ ). But this can be done by standard hybrid argument conducted in the following order:

$$(a_i, a_{i0}, \text{AES}_{k_i}(a_{i1})) \stackrel{c}{\equiv} (a_i, a_{i0}, \text{AES}_{k_i}(0^{|a_{i1}|})) \stackrel{\text{id}}{\equiv} (a_i, r, \text{AES}_{k_i}(0^{|a_{i1}|}))$$

which implies  $(a_{i0}, \text{AES}_{k_i}(a_{i1})) \stackrel{c}{\equiv} (r, \text{AES}_{k_i}(0^{|a_{i1}|}))$  by simply hiding  $a_i$  from both sides.